



Research Facts

November 2008

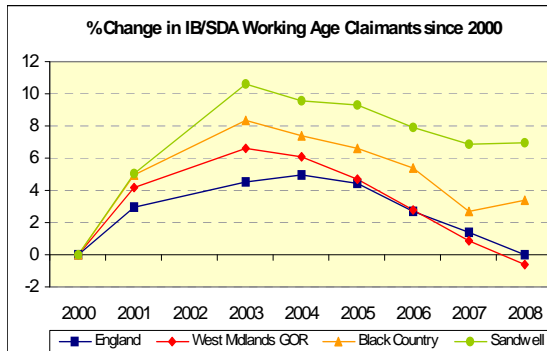
Fact Sheet 02

DISABILITY AND IMPAIRMENT

The Disability Discrimination Act 2005 defines a disabled person as someone with 'a physical or mental impairment which has a substantial¹ and long-term² adverse effect on his ability to carry out normal³ day-to-day activities'.

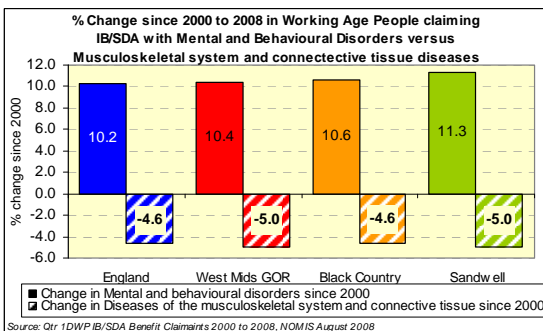
- Only 17% of disabled people were born with their disabilities.⁴
- In Sandwell, 8.2% of the 18 and over population have a physical disability.⁵ (see table 1 on page 2).

- Mental health problems, such as depression and anxiety, now account for more Incapacity Benefit claims than back pain.⁷



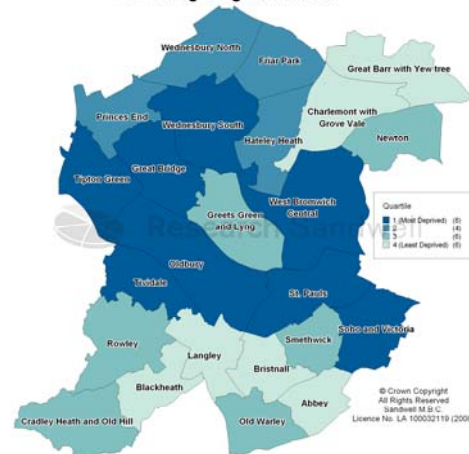
Source: Qtr 1 DWP IB/SDA Benefit Claimants 2000 to 2008, NOMIS August 2008

- 5.7% of Sandwell's Population are in receipt of Incapacity benefit (IB) or Severe Disablement Allowance (SDA). This compares with a national figure of 4.3%. In Sandwell, over half (54.5%) have been claiming for over 5 years.⁶



Source: Qtr 1 DWP IB/SDA Benefit Claimants 2000 to 2008, NOMIS August 2008

Working Age Population* residents of Sandwell with a Limiting Long-Term Illness



Source: ONS © Crown Copyright, 2001 Census Table CS04
Chart produced by Research Sandwell, November 2008
*Working Age = 16 year to retirement, males 64 years and females 59 years.

- In 2001, 21.2% of Sandwell's population described themselves as having a Limiting long-term illness (LLTI), (National average 17.6%). Of these 47% are working age (16-retirement), which equates to 16.6% of Sandwell's entire working-age population⁸.
- One in four people will be affected by mental ill health in the course of their life.⁷
- One in four men and one in five women will suffer a critical illness before they are 65.⁹
- 1.2% of Sandwell's Population receives Carers Allowance compared with 0.8% nationally.¹⁰

- By 2008, it is estimated that in Sandwell there will be almost 15,000 people aged over 65 who are unable to perform at least one self-care activity on their own (these activities include: bathing, showering, dressing and undressing, feeding oneself and cutting toenails). By 2025 this will rise to 17,000.¹¹
- 7,100 people aged 65 and over will be unable to manage at least one mobility activity on their own by 2008. Activities include: going out of doors and walking down the road; getting up and down stairs; getting around the house on the level; getting to the toilet; getting in and out of bed. This is set to rise to 8,300 by 2025.¹¹
- In Sandwell, 73.5% of people with a disability feel safe walking alone during daylight compared to 92.6% of people without a disability.¹²
- 59% of people with a disability don't go out alone at night (compared to 25.7% of people without a disability). 31.8% stated this is due to mobility problems.¹²
- The number of pupils at Sandwell Schools with a statement of Special Needs (SEN) fell from 2006/07 2.2% (1.2% Primary R-6, 3.5% Secondary 7-11) to 1.9% in 2007/08 (1.2% Primary R-6, 3.0% Secondary 7-11).¹³

References

- ¹ substantial means neither minor nor trivial
- ² long term means that the effect of the impairment has lasted or is likely to last for at least 12 months (there are special rules covering recurring or fluctuating conditions)
- ³ normal day-to-day activities include everyday things like eating, washing, walking and going shopping
- ⁴ *Institute for Public Policy Research* article Work for disabled people, www.ippr.org.uk last accessed 2008
- ⁵ Sandwell MBC, SWIFT Open Referrals August 2008.
- ⁶ Incapacity & Severe Disablement benefit, May 2007, ONS Crown Copyright Reserved, NOMIS 16/01/08
- ⁷ Mind, *Stress and mental health in the workplace, 2005*
- ⁸ Office for National Statistics (ONS), 2001 Census, Table CS016
- ⁹ http://healthinsuranceguide.investmentview.co.uk/statistics_mainbody.asp
- ¹⁰ Carers Allowance benefit payments, May 2007, ONS Crown Copyright Reserved, NOMIS 16/01/08
- ¹¹ Bridgwood, A. (1998) People Aged 65 and Over: Results of an Independent Study Carried Out on Behalf of the Department of Health as Part of the 1998 General Household Survey, page 46.
- ¹² Anti-social Behaviour Survey, Community Safety, Sandwell M.B.C. September 2008 (11.3% of respondents classed themselves as Registered Disabled (weighted))
- ¹³ Sandwell LEA, September 2008 and Research Sandwell November 2008

Table 1: Sandwell Residents with a disability who may/may not have registered themselves as having a disability (Aged 18 years and over)

Ward (2004 boundary)	Total Population	Total with a Hearing Impairment	Hearing Impaired Only	Hearing & Speech Impaired	Hearing & Visually Impaired	Visual Impaired Only	Physical Disability	Popn on SWIFT
Abbey	4.2%	1.1%	0.9%	-	0.2%	1.2%	5.9%	8.2%
Blackheath	3.9%	1.9%	1.3%	0.1%	0.5%	1.6%	8.7%	12.0%
Bristnall	4.1%	1.8%	1.3%	-	0.5%	2.0%	9.2%	12.8%
Charlemont with Grove Vale	4.2%	1.5%	1.2%	-	0.3%	1.1%	7.1%	9.6%
Cradley Heath and Old Hill	4.5%	1.3%	0.8%	0.1%	0.4%	1.4%	7.8%	10.3%
Friar Park	4.2%	1.3%	1.1%	0.1%	0.2%	1.2%	9.6%	11.8%
Great Barr with Yew tree	4.1%	1.1%	0.8%	-	0.2%	1.3%	6.2%	8.5%
Great Bridge	3.8%	1.9%	1.2%	0.2%	0.5%	1.7%	9.4%	12.7%
Greets Green and Lyng	4.1%	1.9%	1.2%	0.1%	0.5%	1.9%	9.4%	13.2%
Hateley Heath	4.3%	2.0%	1.3%	0.1%	0.5%	1.8%	9.1%	12.8%
Langley	4.4%	1.8%	1.3%	0.2%	0.4%	1.8%	8.4%	11.6%
Newton	4.1%	1.2%	1.0%	-	0.2%	1.3%	5.9%	8.3%
Old Warley	4.3%	1.7%	1.2%	0.1%	0.4%	1.7%	8.0%	11.2%
Oldbury	3.9%	1.3%	0.9%	0.1%	0.2%	1.3%	7.2%	9.8%
Princes End	4.4%	1.5%	1.1%	0.2%	0.1%	0.8%	6.8%	8.9%
Rowley	4.3%	1.5%	1.1%	0.2%	0.3%	1.2%	7.5%	10.2%
Smethwick	4.1%	2.4%	1.6%	0.2%	0.6%	2.2%	10.7%	15.0%
Soho and Victoria	4.7%	1.9%	1.0%	0.3%	0.4%	2.3%	7.8%	11.8%
St. Pauls	3.7%	2.1%	1.5%	0.3%	0.2%	1.7%	10.2%	13.9%
Tipton Green	4.0%	2.0%	1.6%	0.1%	0.3%	1.4%	8.2%	11.5%
Tividale	4.1%	1.3%	1.0%	0.1%	0.1%	1.1%	6.9%	9.4%
Wednesbury North	4.0%	2.5%	1.6%	0.3%	0.5%	1.8%	8.1%	12.2%
Wednesbury South	4.4%	1.8%	1.3%	0.1%	0.3%	1.7%	8.9%	12.2%
West Bromwich Central	4.2%	2.0%	1.5%	0.2%	0.3%	2.2%	9.0%	13.2%
Sandwell	100%	1.7%	1.2%	0.1%	0.3%	1.6%	8.2%	11.3%

Note 1: Any cell whose original value is 5 or under has been changed to "-"

Note 2: Individuals may appear in more than one category

Source: Adult Services, Sandwell MBC, August 2008 SWIFT database extract